



Year 1 Holiday Homework

The Year 2 teachers are super excited for September and we hope you are too! Over the summer we want you to make sure that you rest and relax but also keep your mind and body active so here are a few activities:

- * Spell the days of the week.
- * Go for a walk or visit the park and talk about what you can see.
- * Take a day trip into London and visit some famous landmarks such as Big Ben, The London Eye or the Science museum.
- * Practise writing spellings from the Year 2 Common Exception word list (**on the back**)



Create a poster sharing things about yourself. You can include drawings of your family, hobbies, favourite things etc.
Design your poster as you wish!



READING CHALLENGE

How many books can you read over the Summer?

When you have completed a book, draw the front cover on the sheet provided. You can then share all the books you have read with you class in September.

Example:




Comprehension Activity

Diary of a Mermaid

5 Dear Diary

Friday 12th June

18 Today was the first day of summer. I woke up early to see
27 the bright, beautiful sunshine. Mother asked me to visit
40 my grandma on the other side of the bay. On the way, I
49 swam very quietly past the creepy shipwreck where the
59 grumpy, old shark lives. I didn't want to wake him
70 because I have heard that he is very snappy! I also
79 collected some beautiful shells to cheer up Grandma. At
88 Grandma's house, she looked very poorly but the shells
100 cheered her up. On the way home, I sung a happy tune
109 that Grandma had taught me. Unfortunately, I forgot to
115 swim quietly past the spooky shipwreck...



1. Who did the mermaid go to visit?



2. Find and copy the expanded noun phrase used to describe the sunshine.



3. Explain why the mermaid swam quietly past the creepy shipwreck.



4. What do you think might happen next?

Year 1 Common Exception Words

the	is	no	one
a	his	go	once
do	has	so	ask
to	I	by	friend
today	you	my	school
of	your	here	put
said	they	there	push
says	be	where	pull
are	he	love	full
were	me	come	house
was	she	some	our
	we		


Year 2 Common Exception Words

after	class	floor	most	pretty
again	climb	gold	move	prove
any	clothes	grass	Mr	should
bath	could	great	Mrs	steak
beautiful	cold	half	old	sugar
because	door	hold	only	sure
behind	even	hour	parents	told
both	every	improve	pass	water
break	everybody	kind	past	whole
busy	eye	last	path	who
child	fast	many	people	wild
children	father	mind	plant	would
Christmas	find	money	poor	

Year 1 Holiday Homework

Look at the picture and write sentences about what happens next. The sentence has been started for you. Use your phonics mats and writing checklist on the resources page to support you.

The scuttling noise had disturbed Michael from his sleep and he'd shot bolt upright in bed. After taking a deep breath he took a peek...



Spelling, Punctuation and Grammar

1. Complete the sentence with the correct word from the boxes below.

has

have

having

Are you _____ fun at the park?

2. Add an adjectives to these noun phrases.

a) the _____ lesson

b) a _____ flower

3. Add s or es to make these words plural.

a) mat

b) hutch

4. Identify the suffix in the words.

poorer

softer

faster

suffix = _____

5. Tick the words that need a capital letter.

funny ☐

france ☐

yasmin ☐

6. Tick the sentence.

Abid pizza

☐

Eating pizza

☐

Abid is eating pizza.

☐

7. Complete the sentences with the correct punctuation.

a) Do you like cats ____

b) I play football at the park ____

8. Identify the suffix in the words.

tallest

greatest

smallest

suffix = _____

9. What prefix can be added to all these words?

a) _____ pack

c) _____ wrap

b) _____ lock













d) _____ happy

prefix = _____

10. Rewrite the sentence with the correct punctuation.

READING CHALLENGE

Check out some of the books that I've read over the Summer!





Year 1 Holiday Homework

Over the summer we want you to complete the following activities:

- * Learn number bonds to 10 **by heart**. For example; $6 + 4 = 10$, $3 + 7 = 10$
- * Learn number bonds to 20 **by heart**. For example; $10 + 10 = 20$, $11 + 9 = 20$
- * Read and write numbers up to 100 in numerals.
- * Read and write numbers up to 100 in **numerals** and **words**.

Fill in the number square from 1 to 100

Practise counting to 100 forwards and backwards, starting from any number.

Practise counting confidently in 2s, 5s and 10s..

Count by 2s	Count by 5s	Count by 10s
2	5	10
4	10	20

Challenge: Can you count in 3s?

Practise naming and recognising different coins and notes.

Challenge: Can you make different amounts using different coins?

Interpreting Tally Charts


Which is the most common colour?

Which is the least common colour?

How many more yellow sweets are there than purple sweets?

How many sweets are in the packet altogether?

Which bag shows the sweets in the tally chart?



British Coins Word Mat



1p
One Penny



2p
Two Pence



5p
Five Pence



10p
Ten Pence



20p
Twenty Pence



50p
Fifty Pence















£1
One Pound

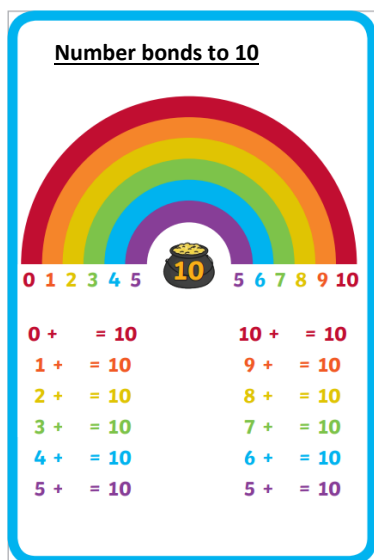


£2
Two Pounds

Practise using prepositional language at home. Give your parents/carers directions around the house.

above 	in 	next to 
below 	on 	beside 
inside 	beneath 	left 
outside 	under 	right 


Learn number bonds to 10 and 20 off by heart.



Now keep practising. 6 and ___ makes 10. 8 and ___ makes 10. 9 and ___ makes 10.

Read and answer the multiplication questions. Draw the number of groups and then add the number of dots in each group.

$6 \times 2 = \underline{\hspace{2cm}}$ (6 groups of 2)



$4 \times 5 = \underline{\hspace{2cm}}$

$3 \times 10 = \underline{\hspace{2cm}}$

$8 \times 5 = \underline{\hspace{2cm}}$

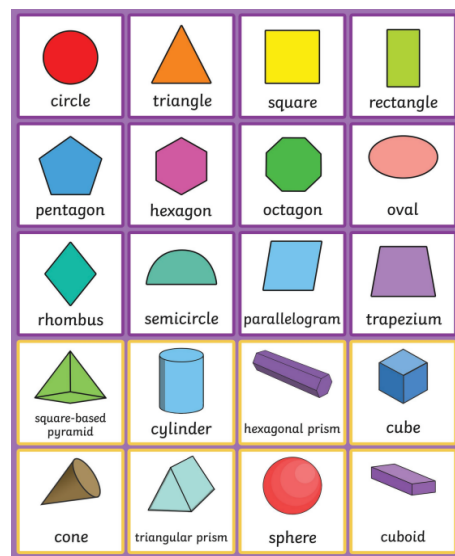
$8 \times 5 = \underline{\hspace{2cm}}$

$8 \times 5 = \underline{\hspace{2cm}}$

$8 \times 5 = \underline{\hspace{2cm}}$

$8 \times 5 = \underline{\hspace{2cm}}$

Learn to name and recognise common 2D and 3D shapes.




Challenge: Can you count the sides and corner of the 2D shapes and the edges and vertices of 3D shapes?

Read and answer the division questions. Draw the number of groups you need to share between.

$10 \div 2 = \underline{\hspace{2cm}}$

(10 shared between 2)



$15 \div 5 = \underline{\hspace{2cm}}$

$20 \div 10 = \underline{\hspace{2cm}}$

$26 \div 2 = \underline{\hspace{2cm}}$

$25 \div 5 = \underline{\hspace{2cm}}$

$40 \div 10 = \underline{\hspace{2cm}}$

$40 \div 10 = \underline{\hspace{2cm}}$

$40 \div 10 = \underline{\hspace{2cm}}$