



## Reception Holiday Homework

The Year 1 teachers are super excited for September and we hope you are too! Over the summer we want you to make sure that you rest and relax but also keep your mind and body active so here are a few suggestions:

- \* Spell the days of the week.
- \* Go for a walk or visit the park and talk about what you can see.
- \* Take a day trip into London and visit some famous landmarks such as Big Ben, The London Eye or the Science museum.
- \* Practise writing spellings from the Year 1 Common Exception word list

Create a poster sharing things about yourself.

You can include drawings of your family, hobbies, favourite things etc.

Design your poster as you wish!



Bug Club



### READING CHALLENGE

How many books can you read over the Summer?

When you have completed a book, draw the front cover on the sheet provided. You can then share all the books you have read with you class in September.

Example:



Practise looking after yourself by yourself. Can you try to do these things?:

- Feed yourself at lunch
- Put your clothes on
- Take your jumper off
- Go to the toilet
- Wash your hands carefully
- Brush your own teeth



### Year 1 Common Exception Words

the	is	no	one
a	his	go	once
do	has	so	ask
to	I	by	friend
today	you	my	school
of	your	here	put
said	they	there	push
says	be	where	pull
are	he	love	full
were	me	come	house
was	she	some	our
	we		

Practise writing your full name

Can you write your letters clearly and neatly?

Remember to use a capital letter for the **first** letter only. For example:

**Sam Price**

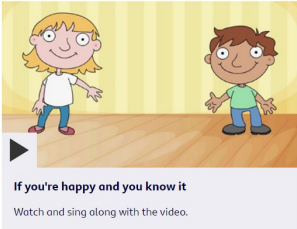
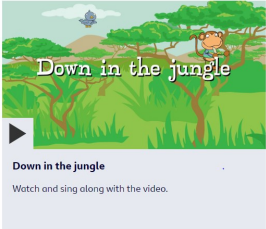
**Tom Jones**

# Reception Holiday Homework

Listen to and learn some nursery rhymes by heart:  
<https://www.bbc.co.uk/teach/school-radio/nursery-rhymes-a-to-z-index/z4ddgwx>

## Nursery Rhymes and Songs - A to Z

BBC Teach > School Radio > EYFS > Nursery Rhymes and Songs  
100+ videos of traditional Nursery Rhymes with lyrics arranged alphabetically. The animal fair...to Humpty Dumpty...to Wind the bobbin up! All videos include the words on screen and a lyric sheet to print out.



Learn to say and write the alphabet in lower case letters. For example a b c.


Learn to say and write the alphabet in capital letters. For example A B C.


Look at the picture and write simple sentences about what happens next.



---













---

---

<b>A B C</b> capital letters	 finger spaces	 full stop	<b>Read</b> read it again
---------------------------------	-------------------	---------------	------------------------------

## READING CHALLENGE

Check out some of the books that I've read over the Summer!





## Reception Holiday Homework

The Year 1 teachers are super excited for September and we hope you are too! Over the summer we want you to make sure that you rest and relax but also keep your mind and body active so here are a few suggestions:

- \* Learn number bonds to 10 **by heart**. For example;  $6 + 4 = 10$ ,  $3 + 7 = 10$
- \* Learn number bonds to 20 **by heart**. For example;  $10 + 10 = 20$ ,  $11 + 9 = 20$
- \* Read and write numbers up to 100 in numerals.
- \* Read and write numbers up to 100 in **numerals** and **words**.


Fill in the number square from 1 to 100


**Practise naming and recognising different coins and notes.**

**British Coins Word Mat**



**Learn to name and recognise these coins.**















Practise counting to 100 **forwards and backwards**, starting from any number.

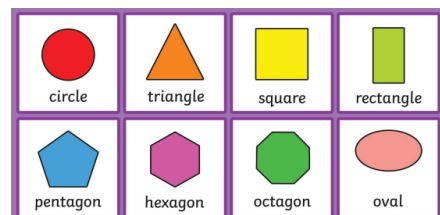
Practise counting confidently in 2s, 5s and 10s..

Count by 2s	Count by 5s	Count by 10s
2	5	10
4	10	20

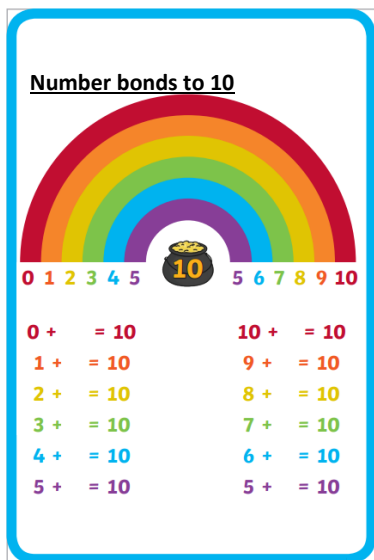
Practise using prepositional language at home. Give your parents/carers directions around the house.

above 	in 	next to 
below 	on 	beside 
inside 	beneath 	left 
outside 	under 	right 

Learn to name and recognise common 2D shapes.



Learn **number bonds to 10** off by heart.



Now keep

practising. 6 and \_\_\_ makes 10.

8 and \_\_\_ makes 10. 9 and \_\_\_ makes 10.

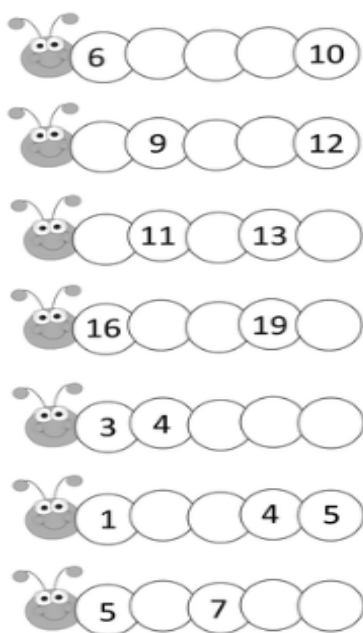
Find **one more** than these numbers.

16	
2	
15	
19	
9	
10	
21	

Find **one less** than these numbers.

12	
16	
17	
15	
11	
21	
5	

**Fill in the missing numbers.**



**Addition**

$$10 + 5 =$$

$$12 + 6 =$$

$$15 + 5 =$$

$$17 + 4 =$$

$$11 + 8 =$$

$$4 + 15 =$$

**Subtraction**

$$6 - 5 =$$

$$11 - 6 =$$

$$16 - 8 =$$

$$18 - 5 =$$

$$20 - 5 =$$

$$10 - 9 =$$

